

INSTALLATION GUIDE

Chesterton Connect™ Gateway

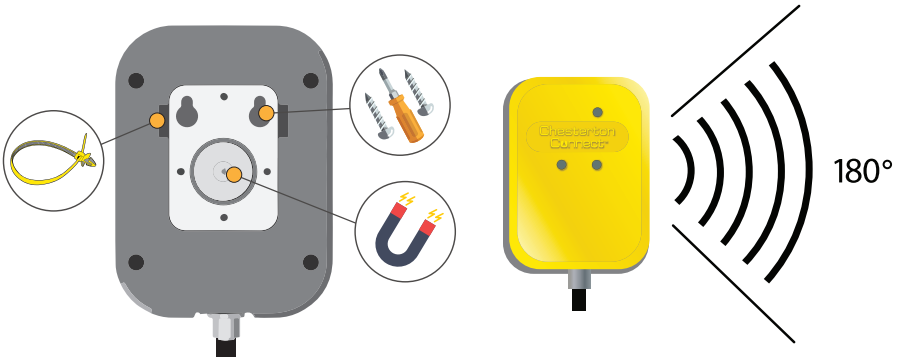


Chesterton
Connect™

1

Equipment Mounting

Attach the Chesterton Connect gateway using the magnetic base, screws or a cable tie. Mount securely in upright position ensuring the power connector is facing down.



Place the Chesterton Connect Gateway in view of desired sensors with minimal obstruction for best performance.

2

Power the Gateway

Plug the M12 connector into the Chesterton Connect Gateway, then connect the AC power supply* into a standard 120V or 240V outlet.



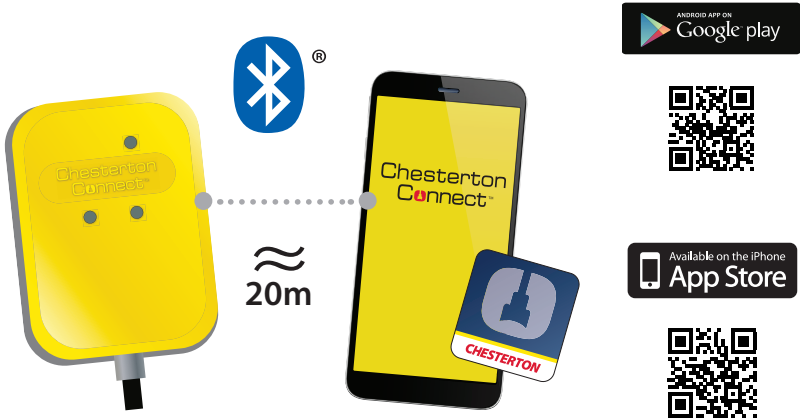
STATUS	LIGHT PATTERN	DESCRIPTION
Startup/Activation	● ● ● LEDs turn on	Power on/off sequence
	● ● ● Constant blink	Ready for setup
Normal Operation	● Solid	Gateway connected to mobile app
	● 1 Blink	Sensor data received
	● 1 Blink	Data sent to the cloud
Error Code	● Constant blink	Searching for networks
	● 1 Blink	Unable to transmit data

**Note: The power supply is not outdoor rated. Users must make adequate arrangements if ingress protection is required.*

3

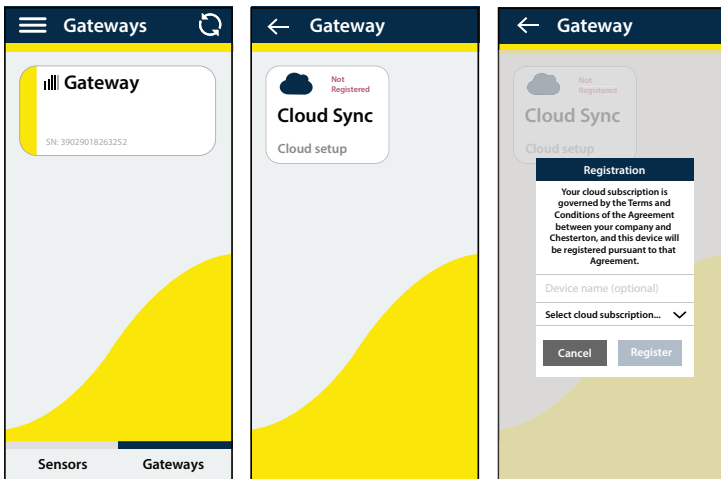
Download Chesterton Connect App

Follow setup instructions in the mobile app.



4

Register Gateway



1. Select the gateway to be added to the cloud

2. Select *Cloud Sync*

3. Enter a device name (optional) then choose the desired cloud account (if multiple) and select *Register*



Warnings and Cautions

- Product is intended for use in industrial or commercial environments.
- This device is not intended to be used in any critical applications where failure to transmit or receive data could result in property damage, loss or personal injury of any kind (including death) to the user or any other party.
- Disable the product if it is damaged or operates incorrectly.
- Make sure the product is used as specified and within its advertised operating limits.
- Follow all nearby PPE and equipment safety requirements when installing or using the product and its components.
- This product contains an AC to DC switching power converter, providing a single constant 5V output delivering up to 2.0A. Failure to use the included power supply will void the warranty and may temporarily or permanently damage the product.

Strong Magnet!



- Can be harmful to pacemaker wearers and others with medical implants
- Keep tools and other metal objects away
- To avoid damage, keep magnetic media such as computer disks, credit cards, and tapes away

Failure to follow this warning can result in serious injuries.

For support visit: connect.support@chesterton.com

Inside USA: 833-677-7343

International: +1 83 367 77343



CHESTERTON®

Global Solutions, Local Service.

Chesterton Connect™ is a trademark of A.W. Chesterton Company. The Bluetooth® word mark and logos are registered trademarks owned by Bluetooth SIG, Inc. and any use of such marks by A.W. Chesterton is under license. Apple, the Apple logo is a trademark of Apple Inc., registered in the U.S. and other countries. App Store is a service mark of Apple Inc. Google Play, the "Android" name, the Android logo, the "Google play" brand, and other Google trademarks, are property of Google LLC.

To view Chesterton's privacy policy please visit: chesterton.com/en-US/Pages/Privacy.aspx

© 2021 A.W. Chesterton Company.

© Registered trademark owned by A.W. Chesterton Company in USA and other countries, unless otherwise noted.

A.W. Chesterton Company, 860 Salem Street, Groveland, MA 01834 USA
Telephone: 781-438-7000, Fax: 978-469-6528, chesterton.com